



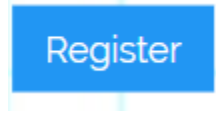
Parent Registration

GETTING STARTED

Welcome to School24. We look forward to providing you with an easy-to-use online ordering platform that can be used on-the-go at any time! Getting started is easy, just follow the steps below and you'll be ready to make your first order in minutes.

Registration

Go to: www.school24.net.au

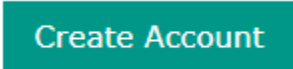


Press the **blue** registration button to create your account.

Enter your unique school ID number to help us match your account with your school,

Wallington Primary School: 25393963

You will then be asked to input your personal details. Once completed click Create Account.



Congratulations you are now registered!

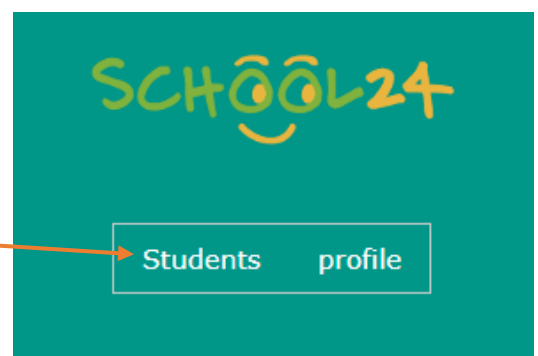
Activate your Account

Go to www.school24.net.au

Use your registered email address and password to login. Once you have logged in you will need to complete the following steps to ensure you are ready to make your first order.

Step 1

Setup your children. In the middle of the screen there is a 'students' button. Here you can input your child's name and class, along with any allergies or special requirements they may have.



Step 2

Top-up your account. You will be taken to a secure page where you can select a top-up amount and enter your card details. Top-up is instant when using visa/master cards.

Place your first order!

You are now ready to make your first order. If you have any queries please do not hesitate to contact our friendly support team on **02 8041 1132** or email us on: info@school24.com.au